



# JUNIOR HANDLING JUDGING RECOMMENDATIONS



FEDERATION  
CYNOLOGIQUE  
INTERNATIONALE  
FOR DOGS WORLDWIDE

# JUNIOR HANDLING COMPETITIONS

## MAIN OBJECTIVES


- **Cooperation and contact between dogs and young people**
- **Developing the interest of youngsters in being part of Cynological activities**
- **Sportsmanship and friendship among youths**
- **Dog welfare**



# JUNIOR HANDLING COMPETITIONS

## MAIN OBJECTIVES

- Opportunities for youngsters to learn more about different dog breeds, types and characteristics
- Knowledge about how to take care of dogs
- Motivate future generations to be conscious and responsible dog owners



# JUDGING JUNIOR HANDLING COMPETITIONS

- **The person judging Junior Handling Competitions should be an experienced FCI Dog Show Judge or an individual with several years of experience in FCI Dog Shows and Junior Handling**
- **The Judge must be fully familiar with the practice of handling dogs of many different breeds, and should be able to communicate fluently at least in one of the official FCI languages: English, French, Spanish or German**

# JUDGING JUNIOR HANDLING COMPETITIONS

- **The person evaluating JH Competitions should always consider the safety of every participant, being aware of addressing youths in a fair way**
- **The Judge should request the same figures to all Junior Handlers during each stage of the JH Competition**
- **The Judge may ask Handlers to switch dogs if he/she believes this is necessary to make a final decision; in this case, the Judge should assure that all dogs are handled safely and show no signs of aggression or obvious reluctance towards the Junior Handlers**

# JUDGING JUNIOR HANDLING COMPETITIONS

- The main focus of evaluation should be based on the knowledge and ability of the Handler, in addition to the existence of true going harmony between the Handler and the Dog
- The Judge may touch the dog, by simulating the usual breed judging procedure



# JUDGING JUNIOR HANDLING COMPETITIONS

Consider that the main focus of the evaluation process is based on the following:

- Mutual cooperation
- Genuine and natural presence
- Technique
- Confidence
- Skill
- Knowledge
- Synchronisation between the Handler and the Dog
- Vocation to become a professional Handler in the future
- Each Junior Handler should be evaluated individually and as part of a group
- All participants must be evaluated in a fair way



# HOW SHOULD THE COMPETITION BE PROCESSED

- The judging of Junior Handling competitions should resemble the judging of a breed judging ring, with simple figures that are transversal to ring requirements, and where the Handler is expected to show the dog as the breed is supposed to be presented in a breed ring
- Figures: Up and down, circle, triangle, and moving together
- The Judge should avoid requesting any elaborate figures such as 8s and more intricate shapes that are not usually used in breed rings



# HOW SHOULD THE COMPETITION BE PROCESSED:

## Harmony and cooperation between the Handler and the Dog

- Throughout the whole evaluation process, a natural and continuous collaboration between the Handler and the dog is ideal; embracing an overall corresponding appearance, through a perceptible demonstration of cooperation and true-going presence

# Overall knowledge of the dog handled

- The name of the breed, the dog's age and demonstration of awareness of the breed's specific handling requirements, depending on the dog's breed
- The specific handling of the dog within its own breed; in motion (triangle, straight action and with turn), and standing, as it is usual for the breed, and with presentation on a table if required



# Showing the dog's bite

- Demonstration of the bite consists in the Handler's ability to show the mouth of the dog by lifting the lip (it is allowed for the Handler to stand in front, behind or alongside of the dog)
- The Handler should show both of the bite profiles and the front
- The Handler should be careful not to cover the judge's view of the dog's bite
- The Handler should not let the dog lead fall on the ground, or cover the dog's face when showing the dog's bite
- It is the Handler's responsibility to show the dog's bite according to the breed's requirements



## Presentation of the handler and dog individually and in a group

In counterpart with the individual presentation of each Handler, it is also important to observe the Handlers moving together around the ring



The Handlers are expected to move in harmony with the dog's pace, and with regard to the the rest of the participants; keeping a safe distance between the other Junior Handlers

Evidence of sportsmanship should be permanent among all of the Junior Handling participants throughout the JH competition

# Appropriate clothing and presentation of the junior handler

- The Junior Handler and the dog should present a harmonious appearance as regards to clothing. The Handler is advised to use appropriate and functional clothing and accessories, such as shoes that are well adapted to the soil conditions and to the size of the dog
- The colours of the Handler's clothes should allow for the distinguishing of the dog's silhouette even from a distance, and any striking or inappropriate clothing is completely discouraged
- The Handler should know how to hold the dog lead according to the expected presentation of the breed of the dog which is being handled. The lead should be switched from hand to hand with the purpose of not being between the Judge and the Dog

# JUNIOR HANDLING JUDGING CONSIDERATIONS

## Overall appearance of the handler and the dog

- Because the overall focus of attention in dog-handling should be kept on the dog, it is recommended that Handlers avoid standing between the Judge and the dog, without the practice of any exaggeration, but rather relating to this method as part of the Handlers main purpose; which is about being present yet discrete
- Any mishandling of the dog-lead or the loss of accessory objects such as coat brushes is bound to cause distraction of the dog or to compromise the overall appearance of the Handler and dog
- Handlers should be aware of keeping their dogs safe and comfortable, especially when showing the dog's bite





## FCI Junior Handling Judging Standards

<b>Show</b>	
<b>Judge</b>	

<b>Entry number:</b>
----------------------

	Excellent	Very Good	Good	Sufficient	Judge's comments
<b>Individual movement</b>					
<b>Movement in group</b>					
<b>Setting up the dog</b>					
<b>Bite</b>					





## FCI Junior Handling Judging Standards


<b>Show</b>	
<b>Judge</b>	

<b>Entry number:</b>
----------------------

	Excellent	Very Good	Good	Sufficient	Judge's comments
--	-----------	-----------	------	------------	------------------

<b>Contact &amp; co-operation with the dog</b>					
<b>Knowledge and Ability to show the breed</b>					

<b>Overall appearance</b>					<b>Placement</b>	
---------------------------	--	--	--	--	------------------	--

<b>Judge's comments</b>	 JUNIOR HANDLING JUDGING RECOMMENDATIONS
-------------------------	---



# JUNIOR HANDLING JUDGING CONSIDERATIONS

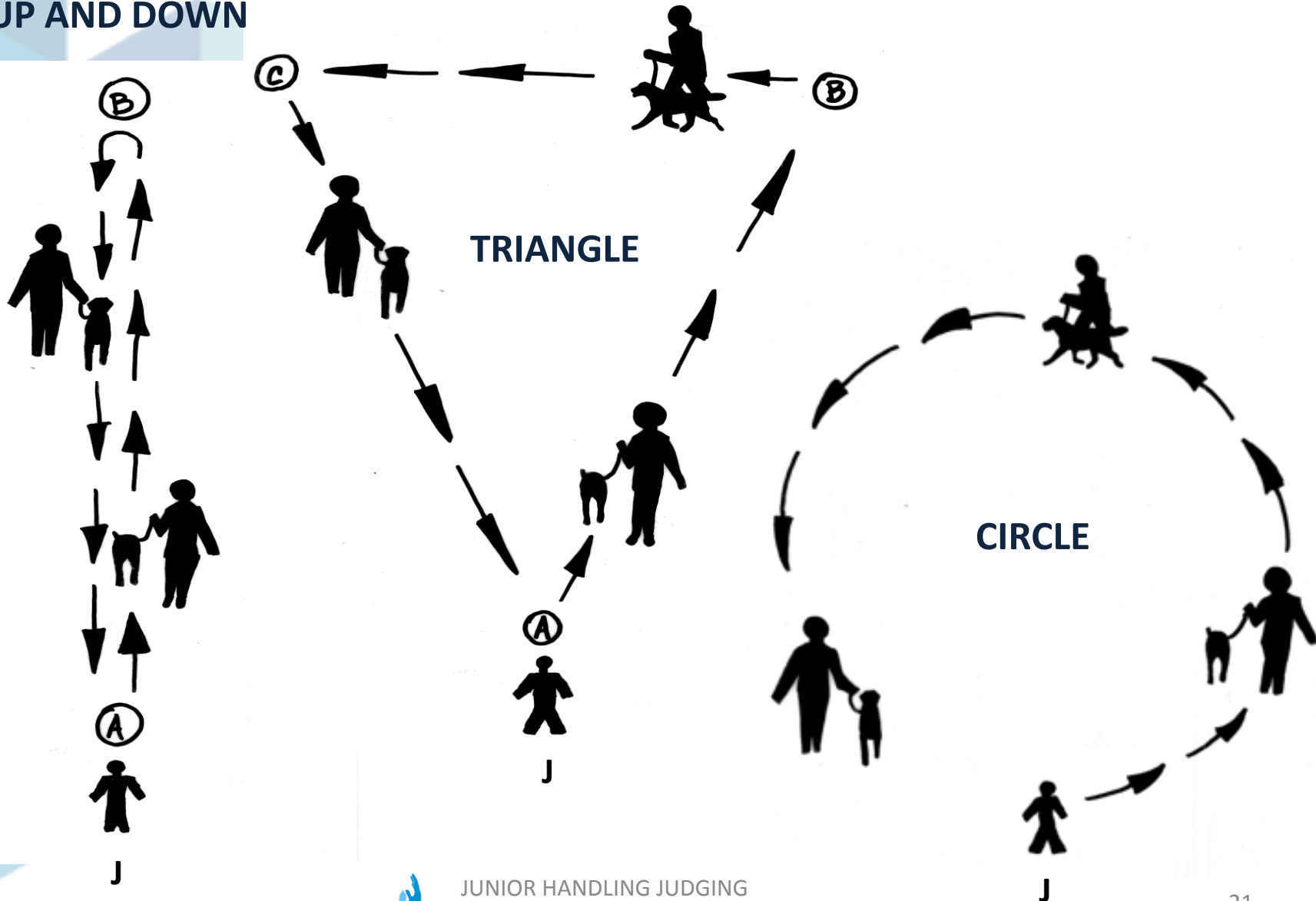
- Harmony and cooperation between the Handler and the Dog
- Correct handling of the Dog within it's breed requirements
- Knowledge and Technique – without exaggerations
- Showing the dogs bite in a correct and safe way
- Appropriate clothing and natural presence of the Handler
- Performace of each Handler individually and as part of a group of Junior Handling competitors

# RECOMMENDED FIGURES

- There are **three basic figures** that the Judge will expect Junior Handlers to know: **Up and down, circle, triangle, and moving together in a circle or up an down**
- The **lead** should be **changed** from one hand to the other as **few times** as possible
- The **lead is changed** from hand to hand, **depending on the Judges location**, and with the purpose of keeping the **dog into full focus** during the Handlers presentation. This is the **main reason** why it is important for the Handler not to stand **between the dog and the Judge**
- **Handlers** need to make a **choice** as to the size of the figures that they guide the dog to perform, depending on **dog's size and gait**, and also depending on the **ring size**
- Handlers should be **considerate** of **each other** and never **overtake** or pass the participants in front of them

# RECOMMENDED FIGURES

## UP AND DOWN



# MOVING TOGETHER AND DISTANCES IN THE RING

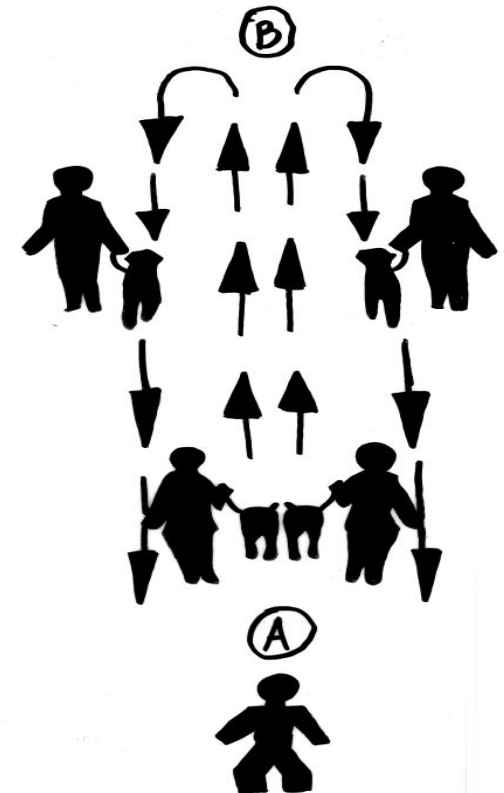
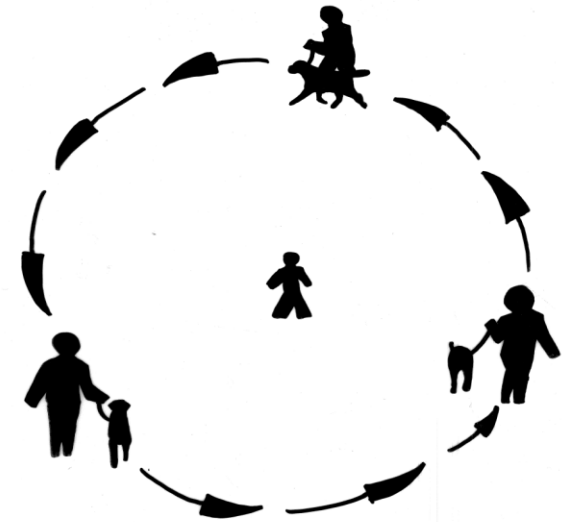
Before requesting the Handlers to **move together** in the ring, it is the **Judge's responsibility** to ask Handlers with **larger dogs** to be placed in **front**, and Handlers with **smaller dogs** to be placed at the **back**

The **dog should be in full focus** at all times

Handlers should **not** place themselves **too close** to each other

Handlers should be **considerate of each other** and **never overtake or pass** the participants in **front** of them

**After** accomplishing the requested **ring figures**, handlers should **stand** their dogs within a **two-meter** distance at least from where the Judge is standing





# **JUNIOR HANDLING JUDGING RECOMMENDATIONS**

**ALL FCI YOUTH CONTENTS FOR JUNIOR HANDLING  
COMPETITIONS ARE AVAILABLE AT:**

**<http://www.fci.be>**



FEDERATION  
CYNOLOGIQUE  
INTERNATIONALE  
FOR DOGS WORLDWIDE